



Marriage & Divorce In the State of Qatar, 2022





جهاز التخطيط والإحصاء
Planning and Statistics Authority
دولة قطر • State of Qatar

Marriage & Divorce

In the State of Qatar, 2022

(Review & Analysis)

September 2023



H H Sheikh Tamim Bin Hamad Al Thani
Emir of the State of Qatar

© All rights reserved to the Planning and Statistics Authority – September 2023

For citation, please refer to this publication as follows:

Planning and Statistics Authority, Marriage & Divorce in the State of Qatar 2022

Doha - Qatar

Correspondence to be forwarded to:

Planning and Statistics Authority






P.O. Box: 1855, Doha - Qatar

Tel: +974 4495 8888

Fax: +974 4483 9999

For statistical data, please send your request to: MDR@psa.gov.qa

Follow us on:

 ppc.gov.qa  psa.gov.qa  [psaqa](https://www.facebook.com/psaqa)   [psa_qatar](https://www.instagram.com/psa_qatar)

Preface



Marriage & Divorce statistics are a major pillar of vital statistics that are used as a key element when making decisions and setting policies that promote family cohesion. Indicators derived from these data reveal all the aspects surrounding marriage and divorce which have gained great attention in the field of population and social studies.

In general, the society's demographical behavior can be identified through statistical analysis of marriage and divorce. Besides, the indicators furnished by the Marriage & Divorce Statistics are used as milestones for attaining short- and long-term goals. The indicators included in this report are useful in achieving the goals of the Second National Development Strategy (2018-2022), in particular building a secure and stable society under effective government and family institutions, and setting policies and programs aimed at strengthening family cohesion in the field of population studies.

This report shows the development of marriage & divorce and their various components, such as marriage & divorce rates and average age at first marriage, as well as the characteristics of marriage & divorce in 2022, in a bid to identify the factors that delay or encourage marriage and factors that impact divorce rates as well as their repercussions on family cohesion.

The Planning and Statistics Authority (PSA) hopes that the government agencies, private institutions of public interest and civil society organizations will benefit from the indicators in the Marriage & Divorce Report 2022, to develop social plans and policies that encourage marriage among the youth, and eliminate the spread of divorce, as well as to find effective solutions, especially among the youth age groups.

Dr. Saleh M. Al-Nabit

President of Planning & Statistics Authority

Introduction

Marriage & Divorce Statistics are one of the most vital statistics through which the characteristics of marriage & divorce are studied to determine family characteristics in the State of Qatar and the trajectories of society for population growth-related issues. Moreover, the indicators included in this report are an opportunity to benefit from them in monitoring the progress made in achieving the objectives of the Second National Development Strategy (2018-2022), especially building a safe, secure and stable society through strong and effective government and family institutions, and developing policies and programs aimed at strengthening family cohesion in the field of population studies. This is in addition to formulating the objectives of the in-progress Third National Development Strategy for the State of Qatar, which is considered an extension of the first and second national development strategies.

This report aims at identifying the evolution of cases of Marriage & Divorce in the State of Qatar in 2022. The first section deals with marriage and related data and indicators, such as the average age at first marriage and general marriage rate. It also includes data on marriage characteristics in the Qatari society through indicators of first marriage and age groups.

The second section of this report focuses on divorce in the Qatari society. It comprises analysis of data on divorce, such as general divorce rate per 1,000 population, divorce certificates by type of divorce (revocable divorce, minor irrevocable divorce, divorce against compensation “Khula” and major irrevocable divorce), spouse's age group, duration of marriage and kinship, in addition to divorce certificates by age group.

It is worth mentioning that the data presented in this report is the outcome of cooperation between the Planning and Statistics Authority and the Supreme Judicial Council.

The data of this report includes cases of marriage and divorce registered in Qatar, and cases of Qatari marriage and divorce abroad.

Index

Preface	5
Introduction	6
First: Marriage	
General marriage rate per 1,000 Qatari population (15 years & above)	8
Marriage contracts by spouse's nationality and place of residence	9
Average age at first marriage by nationality	11
Spouse's age group by nationality	12
Marriage contracts by number of wives still under marriage bond and nationality	14
Marriage contracts by wife's marital status and nationality	15
Qatari marriage contracts by kinship	16
Second: Divorce	
General divorce rate per 1,000 Qatari population (15 years & above)	17
Divorces by spouse's nationality and place of residence	18
Divorces by type of divorce and spouse's nationality	20
Divorces by type of divorce and husband's age group and nationality	21
Divorces by type of divorce and wife's age group and nationality	22
Divorces by duration of wife's married life and husband's nationality	23
Divorces of Qataris by kinship	25
Divorces by number of wives still under marriage bond and nationality	26
Divorces by spouse's nationality and number of wife's children	26
Third: Tables	29

First: Marriage

Marriage is the legitimate pillar for establishing a family and having children. Moreover, it is considered the means of natural population growth. This part of the report analyzes some indicators related to marriage contracts.

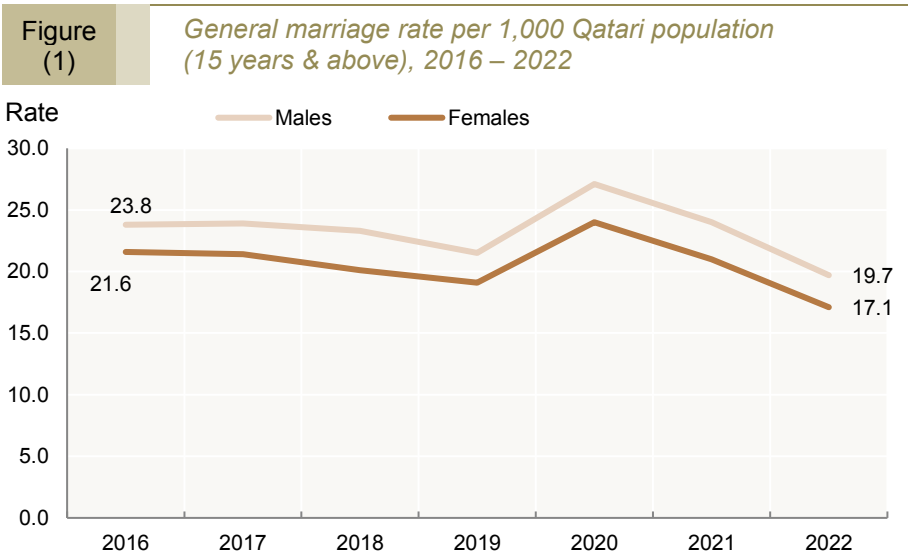
1. General Marriage Rate per 1,000 Qatari Population (15 Years & Above)

The general marriage rate is the number of marriages per 1,000 population aged 15 years and above in a given year.

Figure 1 indicates that the general marriage rate per 1,000 Qatari population of the age group (15 years and above) witnessed an almost steady decline during the period 2016-2022, except for 2020. It slightly decreased for males from 23.8 in 2016 to 19.7 per 1,000 Qatari population of the age group (15 years and above) in 2022.

Likewise, female rate declined to 17.1 in 2022 from 21.6 in 2016. This decline can be attributed to several factors, including the high level of women's education and their large participation in labor market, as well as the high expenses of marriage. This is while noting an unexpected sudden increase in the general marriage rate by approximately 21% for males and females each in 2020 compared to 2019. This was followed by a decrease in the rate in 2022 by 18% and 19% for males and females, respectively, in 2022 compared to 2021.

The general marriage rate witnessed a remarkable decline in 2022 by 18% and 19% for males and females, respectively, compared to 2021.



The sudden increase in the general marriage rate in 2020 can be explained by the measures to the complete shutdown of wedding ceremonies due to the (Covid-19), which made marriage ceremonies take place at the lowest possible costs.

2. Marriage Contracts by Spouse's Nationality and Place of Residence

Figure 2 indicates that most marriage cases took place in Al-Rayyan Municipality, representing 41.5% of total marriage contracts registered in Qatar. In second place came Doha Municipality at 31.1%, followed by Al-Wakra at 7.8%, Umm-Salal at 7.4%, Al-Dhaayen at 6.9%, Al-Khor at 2.4%, Al-Sheehaniya at 2.3 and finally Al-Shamal at 0.6%.

Most marriages among Qataris took place in Al-Rayyan Municipality and among non-Qataris in Doha Municipality in 2022

As for marriage contracts by husband's nationality and place of residence, most cases of Qatari male marriages took place in Al-Rayyan Municipality at 45%, followed by Doha at 23.7%, Al-Dhaayen at 8.2%, Umm Salal at 8.1%, Al-Wakra at 7.5%, Al-Sheehaniya at 4.2%, Al-Khor at 2.6% and finally Al-Shamal at 0.7%.

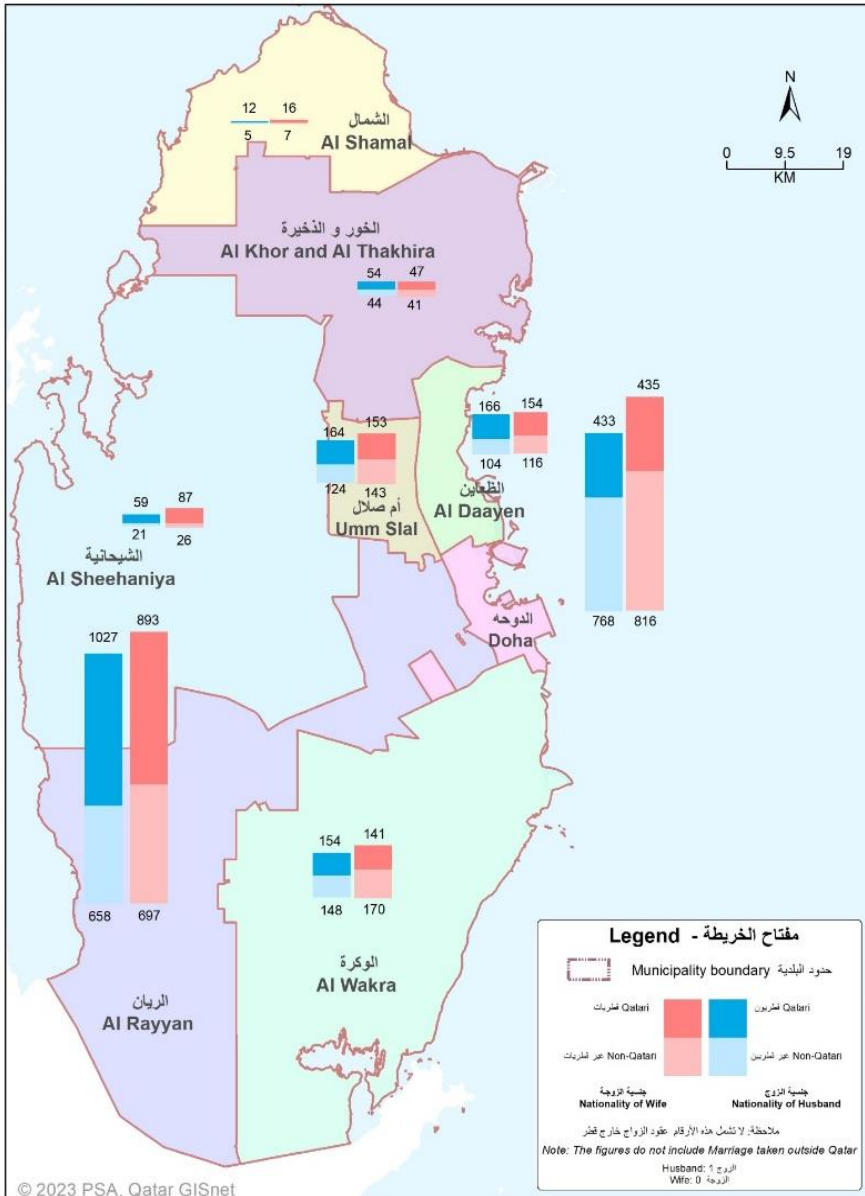
As for Non-Qatari male marriages, most contracts were registered in Doha Municipality at 40.6%, followed at Al-Rayyan at 35.1%, Al-Wakra at 8.3%, Umm-Salal at 6.9%, Al-Dhaayen at 5.4%, Al-Khor at 1.9%, and then the last two municipalities (Al-Sheehaniya and Al-Shamal) at 1.8%.

Figure (2) also shows that the highest percentage of Qatari female marriages took place in Al-Rayyan Municipality at 49.2% of total Qatari female marriages in Qatar, followed by Doha Municipality at 21.5%, then by three municipalities; namely Al-Wakra, Umm-Salal and Al-Dhaayen at 7.6% each, then Al-Sheehaniya at 3.1%, Al-Khor at 2.8% and finally Al-Shamal at 0.6%.

On the other hand, non-Qatari female marriage contracts were mainly concentrated in Doha Municipality, representing 39.1% of total non-Qatari female marriages, followed by Al-Rayyan at 36.6%, Al-Wakra at 7.7%, Umm-Salal at 7%, Al-Dhaayen at 6.1%, Al-Khor at 2.2% and then the rest of municipalities (Al-Sheehaniya and Al-Shamal) at 1.3%.

Figure (2)

Marriage contracts by spouse's nationality and place of residence, 2022



3. Average Age at First Marriage by Nationality

The average age at first marriage is one of the key indicators that show marriage characteristics in the Qatari society. The data of this indicator shows high average age at first marriage for non-Qataris compared to their Qatari counterparts in general. It was higher by almost two years and nine months for males and three years for females.

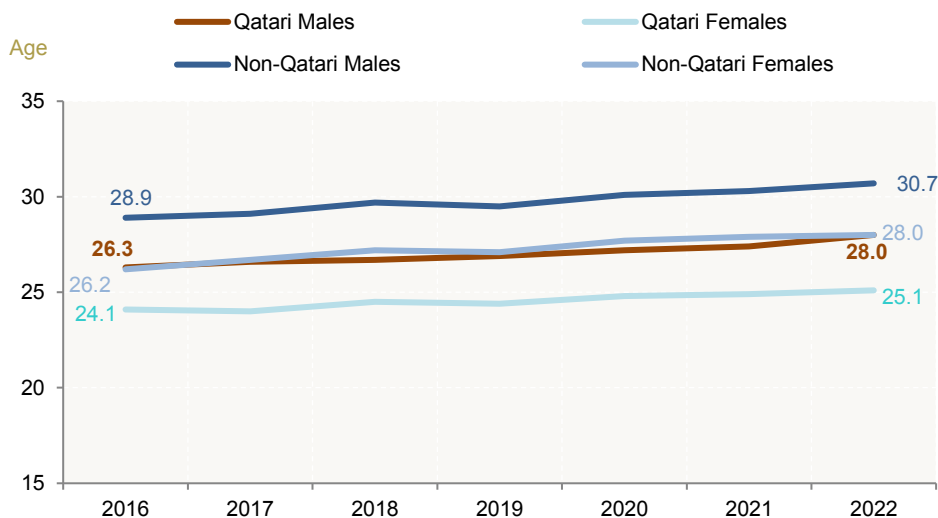
A slight increase in the average age at first marriage to 28 years for Qatari males and to 25.1 years for Qatari females, compared to 30.7 years for non-Qatari males and 28 years for non-Qatari females.

As for Qataris, Figure 3 shows that the average age at first marriage witnessed a slight increase for both males and females during the period (2016-2022) from 26.3 years and 24.1 years in 2016 to 28 years and 25.1 years for males and females, respectively, in 2022.

As for non-Qataris, the average age at first marriage also witnessed a significant increase for males during the same period from 28.9 years in 2016 to 30.7 years in 2022. Similarly, the average age for non-Qataris females increased to 28 years in 2022 compared to 26.2 years in 2016.

Figure (3)

Average age at first marriage by nationality and sex 2016–2022



4. Spouse's Age Group by Nationality

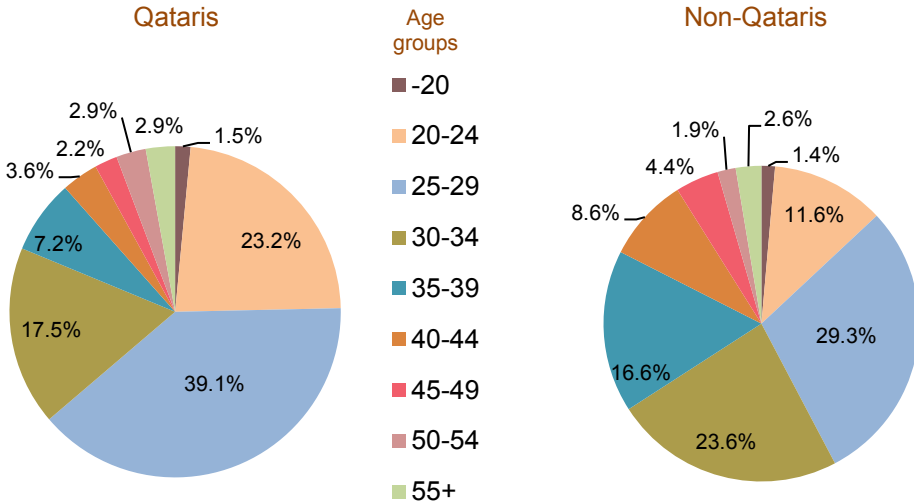
Figure (4-a) shows a rise in the ages of non-Qatari husbands compared to their Qatari counterparts in the age group (25-29 years), accounting for 39.1% of total Qatari husbands versus 29.3% of total non-Qatari husbands in the same age group.

The highest marriage cases took place in the age group (25-29 years), accounting for 39.1% among Qataris and 29.3% among non-Qataris.

On the other hand, marriage rates in the age-group (30-34 years) for non-Qataris increased to 23.6% of total non-Qatari husbands, while the percentage of Qataris in the same age group reached only 17.5% of total Qatari husbands.

Figure (4-a)

Marriage contracts by husband's age group and nationality (Qataris and non-Qataris), 2022



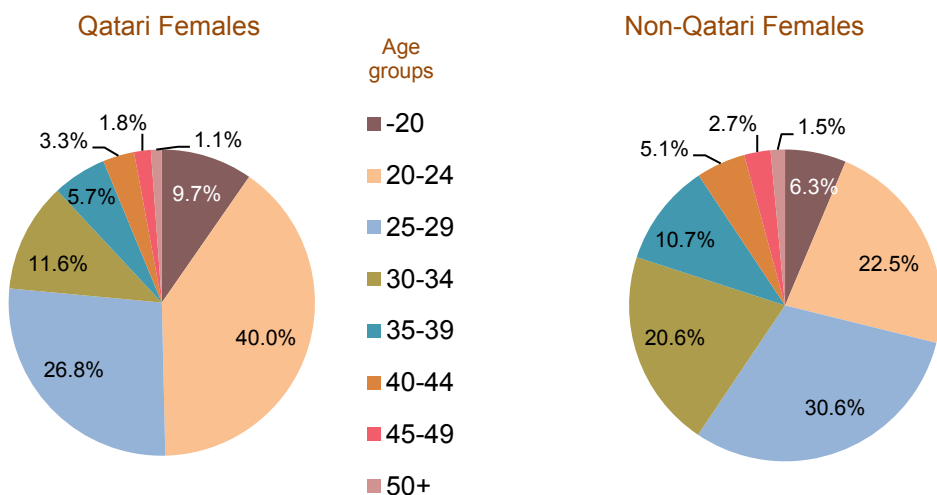
Similarly, Figure (4-b) shows an increase in the ages of non-Qatari wives compared to their Qatari counterparts, where the percentage of Qatari wives in the age-group (20-29 years) was higher than that of non-Qatari wives in the same age group; amounting to 66.8% of total Qatari wives and 53.1% of total non-Qatari wives.

Most marriages for Qatari and non-Qatari females took place in the age-group (20-29 years), accounting for 66.8% and 53.1%, respectively.

On the other hand, we notice a rise in the percentage of the age group (30-39 years) for non-Qatari wives, amounting to 31.3% of total non-Qatari wives compared to 17.3% of total Qatari wives. A slight variation of rates is noticed in the age-group (40-49 years) among Qatari and non-Qatari wives, amounting to 5.1% and 7.8%, respectively.

Figure (4-b)

Marriage Contracts by wife's age group and nationality (Qataris and non-Qataris), 2022



5. Marriage Contracts by Number of Wives still under Marriage Bond & Nationality

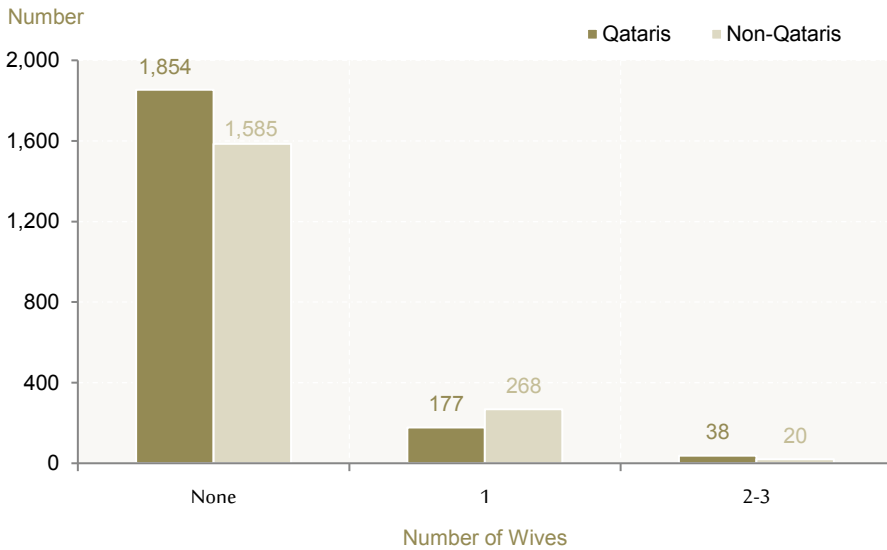
Figure (5) indicates that the percentage of marriage contracts of husbands with no other wife under marriage bond increased to 87.2% of total marriages, compared to about 12.8% of marriage contracts of husbands who previously had one or more wives under marriage bond.

Percentage of marriage contracts of husbands with no other wife under marriage bond increased to 87.2% of total marriages.

Moreover, this figure indicates that the percentages of husbands with no other wife under marriage bond by nationality were very close, ranging from 89.6% for Qataris and 84.6% for non-Qatari, i.e., a difference of 5 percentage points in favor of Qataris.

As for the percentage of those with second wife, it amounted to 8.6% for Qataris and 14.3% for non-Qataris, whereas the percentage of those with two or three wives did not exceed 1.8% for Qataris and 1.1% for non-Qataris.

Figure (5) *Marriage contracts by number of wives under marriage bond and nationality, 2022*



6. Marriage Contracts by Wife's Marital Status and Nationality

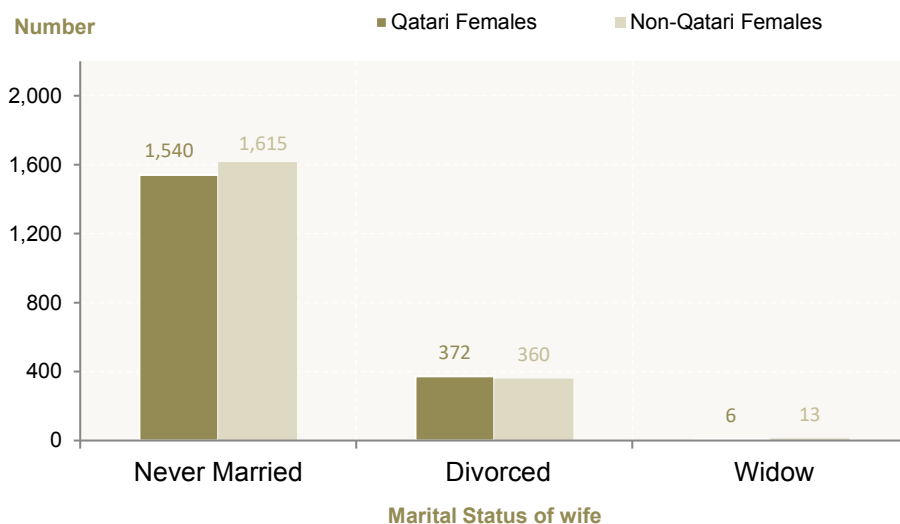
In general, Figure (6) indicates a high percentage of virgin wives in marriage contracts amounting 80% of total wives, compared to 18.6% of marriage contracts where the wife was divorced, 0.5% where the wife was a widow, and 0.9% of unclear cases.

The percentage of virgin wives amounted to 80% of total wives in marriage contracts.

The percentage of Qatari virgin wives amounted to 80% compared to 19.3% for divorcees, 0.3% for widows and 0.4 unclear status. As for non-Qataris, virgin wives accounted for 80.1%, compared to 17.9% for divorcees, 0.6% for widows and 1.4% of unclear status. It is noted that re-marriage of Qatari divorced women was higher by 1.4 percentage points than their non-Qataris.

Figure (6)

Marriage contracts by the wife's marital status and nationality, 2022



7. Qatari Marriage Contracts by Kinship

Figure (7) shows the percentage distribution of marriage contracts for Qataris by kinship in 2022, indicating that the percentage of consanguineous marriage among first-degree relatives tends to decline, reaching 16% of total marriages in 2022 compared to 18% in 2021, with a difference of 2 percentage points. This can be explained by several factors, including: the state-awareness campaigns about the dangers that can result from consanguineous marriage have begun to bear fruit, and the Compulsory Premarital Medical Screening to ensure that spouses they are free of diseases and to verify the absence of hereditary diseases.

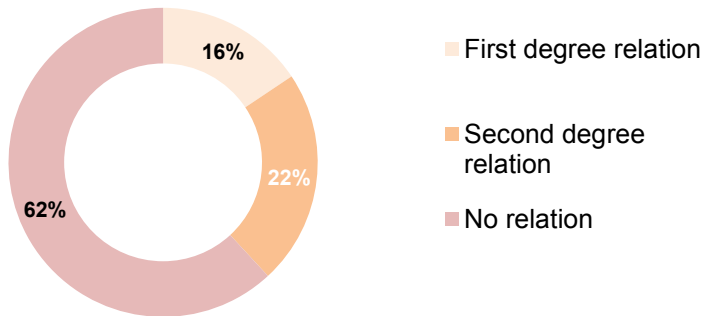
The percentage of consanguineous marriages among Qataris witnessed a decrease from 18% in 2021 to 16% of total marriages in 2022, with a difference of 2 percentage points, thanks to the state awareness campaigns regarding consanguineous marriage.

The percentage of second-degree relative marriages reached about 22%, while the percentage of non-related married couples reached about 62% in 2022.

However, there was a decline in the percentage of non-related married couples by about 11% in 2022 compared to 2021, while the marriage to second-degree relatives increased from 13% to 22% in the same period.

Figure (7)

Qatari marriage contracts by kinship 2022



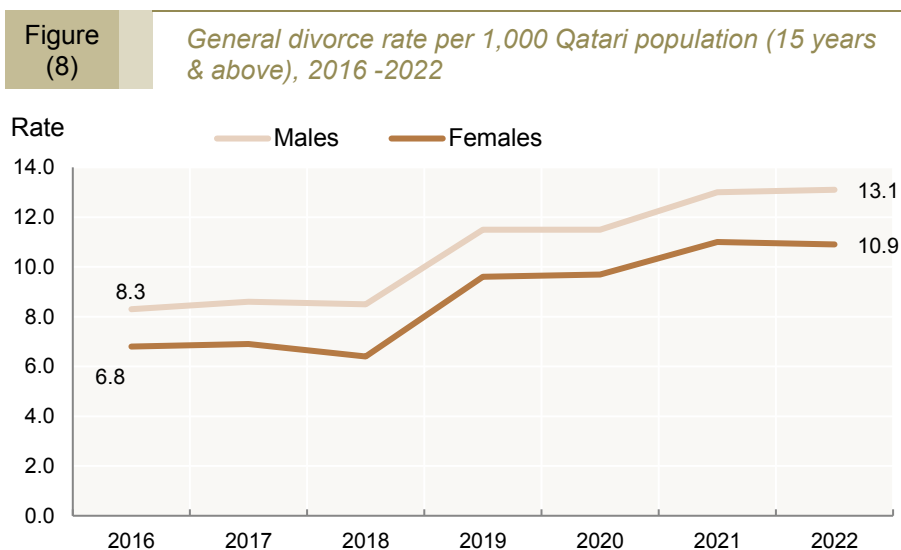
Second: Divorce

Divorce cases will be addressed through indicators of divorce rates, duration of marriage, spouse age and educational level and polygamy. The number of divorce cases has increased in the Qatari society starting from 2019 compared to previous years. It reached 1,115 divorces among Qatari men and 992 divorces among Qatari women. This rise continued in 2022, reaching 1,375 divorces among Qatari men and 1,231 divorces among Qatari women. The following is an explanation of the most important indicators of divorce:

1. General Divorce Rate per 1,000 Qatari Population (15 Years & Above)

General divorce rate is the number of divorces per 1,000 population aged 15 years and above in a given year. Figure (8) indicates a fluctuating rise in divorce rate among Qataris per 1,000 population during the period 2016-2019 from 6.8 per 1,000 Qatari women in 2016 to 9.6 in 2019. This rate has increased steadily during the recent period (2019-2022), as the divorce rate rose to approximately 11 per 1,000 Qatari women.

The general divorce rate among Qataris increased in 2022 for both males and females by about 12% and 11%, respectively, compared to 2021.



As for Qatari men, the rate witnessed the same fluctuating increase during the period (2016-2019), from 8.3 per 1,000 Qataris in 2016 to 11.5 in 2019, with a steady increase observed in recent years to reach 13.1 per 1,000 Qataris in 2022.

2. Divorces by Spouse's Nationality and Place of Residence

Figure (9) indicates that most divorce cases were recorded in Al Rayyan Municipality at 40% of total divorce cases registered in Qatar, followed by Doha Municipality at 33%, Umm Salal at 7.3%, Al-Wakra at 7.2%, Al-Dhaayen at 5.4%, Al-Sheehaniya at 3.5%, and then the remaining municipalities (Al-Shamal and Al-Khor) at 2.8%. In addition, 0.8% of divorce cases occurred abroad.

Al Rayyan Municipality witnessed the highest number of divorces among Qataris, whereas Doha Municipality witnessed the highest number of divorces among non-Qataris in 2022

With regards to divorce cases by husband's nationality and place of residence, more than two fifths of Qatari male divorces occurred in Al-Rayyan Municipality at 42.4%, followed by Doha at 26.2%, Umm Salal at 8.1%, Al-Dhaayen at 7.2%, Al-Wakra at 7%, Al-Sheehaniya at 4.2%, then Al-Khor at 3.1%, and Al-Shamal at 0.5%. In addition, 1.3% of divorce cases occurred abroad.

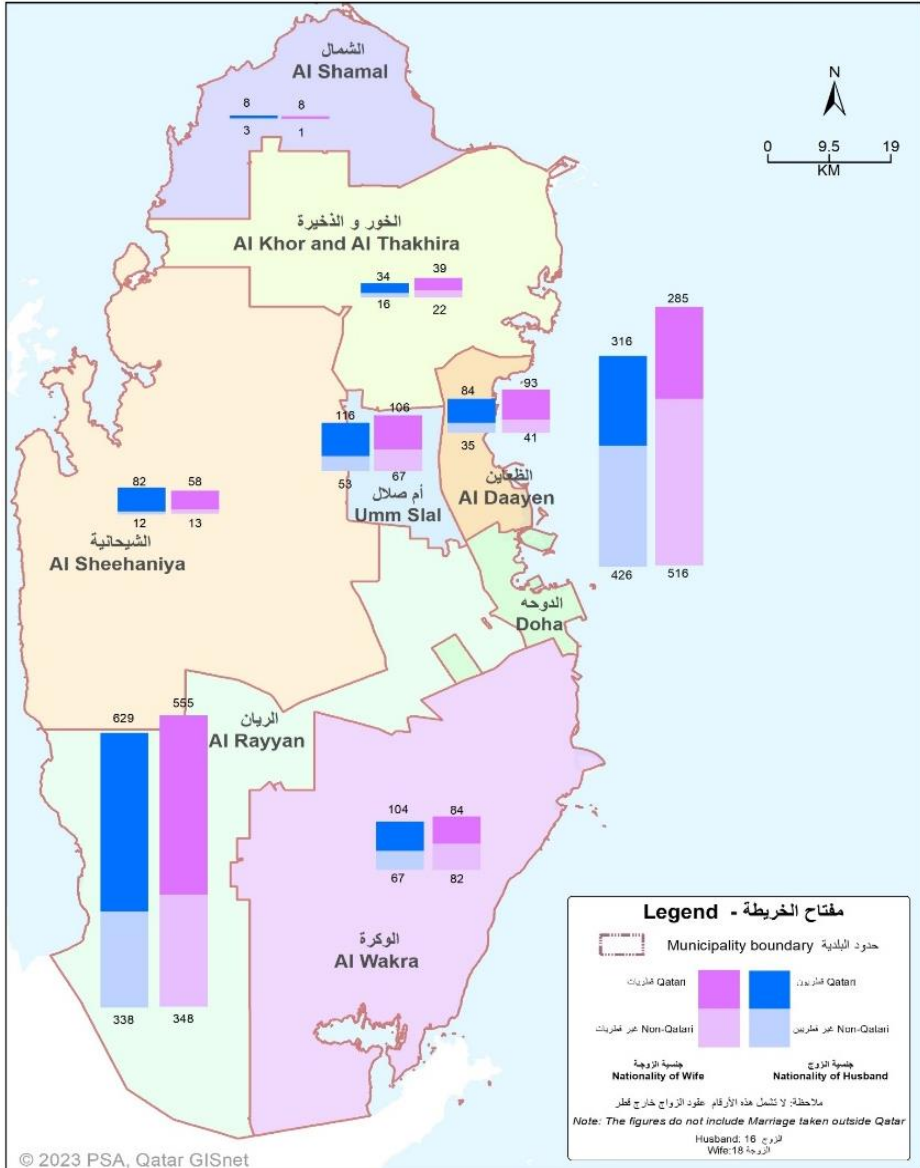
As for non-Qatari male divorce cases by place of residence, around two fifths of them were concentrated in Doha Municipality at 45.7%, followed by Al-Rayyan at around one third (33.2%), Al-Wakra at 7.2%, Umm-Salal at 6.4%, Al-Dhaayen at 3.6% and then the remaining municipalities (Al-Khor, Al-Sheehaniya and Al-Shamal,) at 3.6%, whereas 0.3% of non-Qatari male divorces occurred abroad.

Moreover, Figure (9) also shows that the majority of Qatari female divorces occurred in Al-Rayyan Municipality at 44.6% of total Qatari female divorces registered in Qatar, followed by Doha at 23.6%, Umm-Salal at 8%, Al-Wakra at 7.5%, Al-Dhaayen at 6.2%, Al-Sheehaniya at 6.1% and finally Al-Shamal and Al-Khor at 3.1%. The percentage of Qatari females who were divorced abroad reached 0.9%.

Non-Qatari female divorces were mainly concentrated in Doha Municipality at 40.8% of total non-Qatari female divorces, followed by Al-Rayyan at 37.7%, Al-Wakra at 7.1%, Umm-Salal at 6.4%, Al-Dhaayen at 3.9%, Al-Sheehaniya at 1.7% and then the remaining municipalities (Al-Khor and Al-Shamal) at 2%, whereas 0.4% of divorce cases occurred abroad.

Figure (9)

Divorce certificates by spouse's nationality and place of residence, 2022



© 2023 PSA, Qatar GISnet

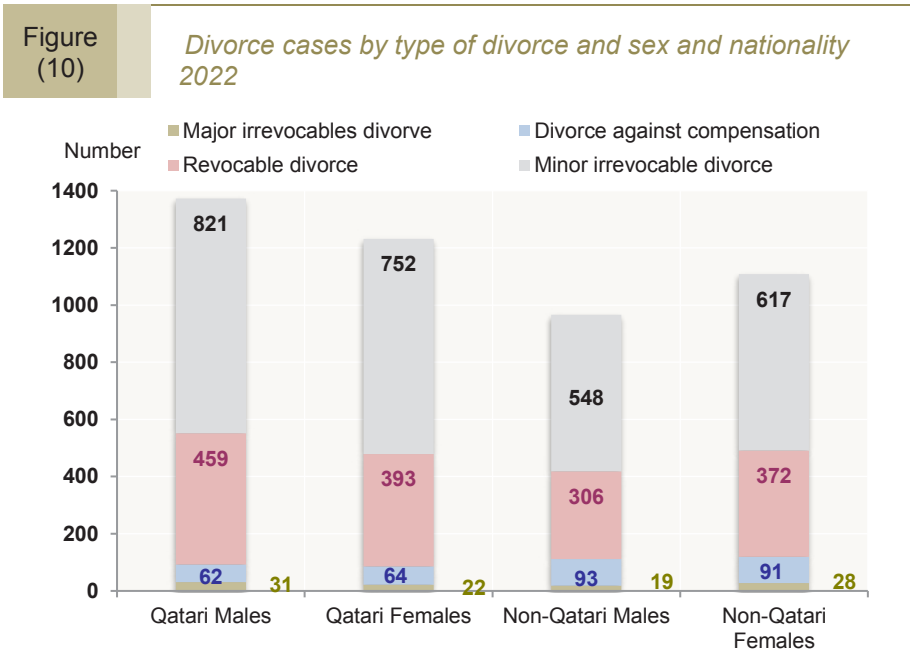
3. Divorces by Type of Divorce and Spouse's Nationality

The results show an increase in revocable divorces (divorcing a wife less than three times after consummation of marriage) and minor irrevocable divorces (when the first or second divorce takes place after the end of the wife’s “Iddah” period before or after consummation of marriage), reaching 32.7% and 58.5%, respectively in 2022.

Revocable and minor irrevocable divorce cases represented 91.2% of total types of divorce.

Figure (10) shows also a decline in major irrevocable divorce (which means completion of three divorces, and it is irrevocable except if the divorced wife legitimately marries another man and then divorces him) and divorce against compensation “Khula” (divorce occurs upon wife’s request in return for an amount of money paid to the husband) to 2.1% and 6.6%, respectively.

Figure (10) details the number of divorces by type of divorce and spouse's nationality.



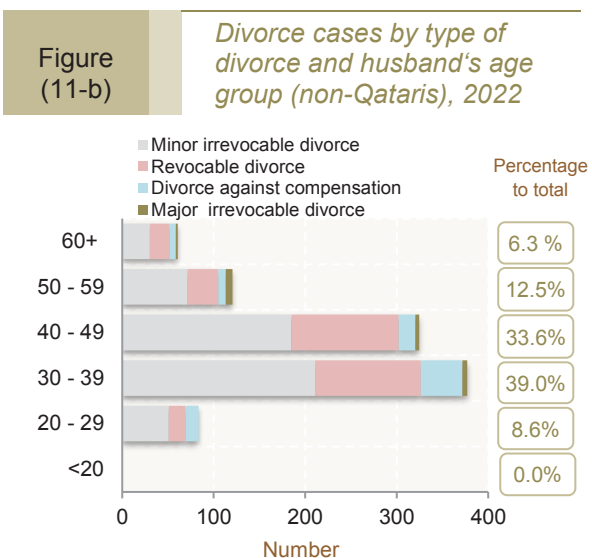
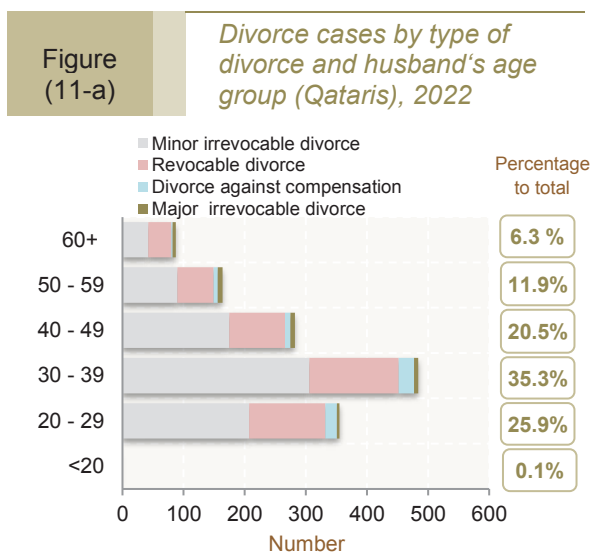
4. Divorces by Type of Divorce and Husband’s Age Group and Nationality

Figure (11-a) indicates that divorce cases were higher among Qatari husbands in the age group (30-39 years), amounting to 35.3% of total Qatari divorces by age-group, followed by the age-groups (20-29 years) and (40-49 years) amounting to 25.9% and 20.5%, respectively.

The lowest divorce rate among Qataris was in the age-group (60 year and above) with the exception of the age group (less than 20 years), where the percentage was 0.1%. The reason for such a result is the small number of married couples in this age group.

As for non-Qatari husbands, Figure (11-b) shows that the highest percentage of divorces was among the age-group (30-39 years) amounting to 39% of total non-Qatari divorces by age group, followed by the age-groups (40-49 years) and (50-59 years) by 33.6% and 12.5%, respectively.

The lowest divorce rate among non- Qataris was in the age-group (60 year and above) with the exception of the age group (less than 20 years), where the percentage was zero.

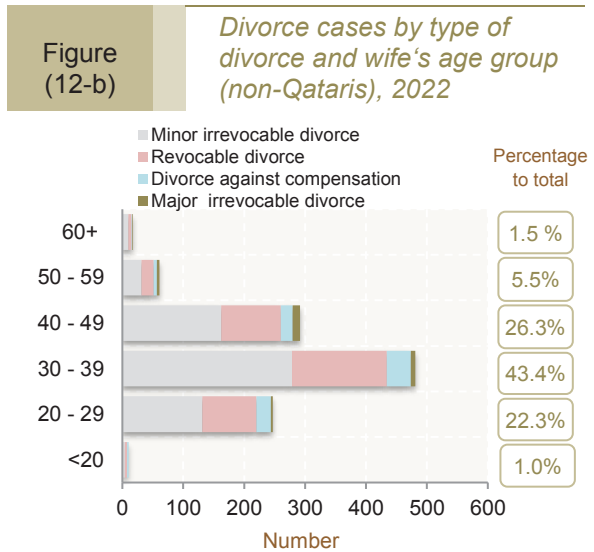
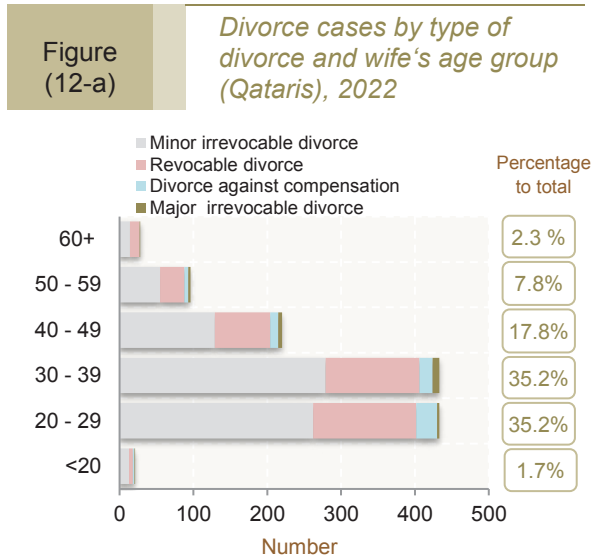


5. Divorces by Type of Divorce and Wife’s Age Group and Nationality

With regards to Qatari wives, Figure (12-a) shows that divorce cases were higher in the age group (20-29 years) and the age group (30-39 years), reaching 35.2% each of the total divorces by age group for Qatari wives, followed by the age group (40-49 years) at 17.8% and the age group (50-59 years) at 7.8%. The lowest percentage was in the age group under 20 years, where it was 1.7% of the total divorce certificates.

As for non-Qatari wives, the highest divorce rate was in the age group (30-39 years), amounting to 43.4% of the total divorces by age group for non-Qatari wives, followed by the age group (40-49) at 26.3%, and the age group (20– 29 years) at 22.3%.

The lowest percentage was in the age group under 20 years, where it was 1.0% of the total divorce cases of non-Qatari women.



6. Divorces by Duration of Wife's Married Life and Husband's Nationality

Figure (13-a) indicates that most divorce cases by duration of married life in 2022 occurred during the first five years of marriage and also before consummation of marriage, the fact that accounts for the increase in minor irrevocable divorce and revocable divorce as previously mentioned.

Increase of divorce cases during the first five years of marriage

The divorce rate during the first five years and before consummation of marriage amounted to 82.1% of total divorces by duration of married life. It is also observed that the percentage of divorcees whose married life exceeded 20 years was the lowest of total divorce cases by duration of married life. The figure further shows a decrease in the percentage of divorcees whose married life ranged between 5 and 9 years declined to 6.3% of total divorces in 2022 compared to 9.1% in 2021. In general, Figures (13a and 13b) indicate that the divorce rates decreased steadily over the course of married life in 2022, as was the case in 2021.

Figure (13-a)

Divorce cases by duration of wife's married life, 2022

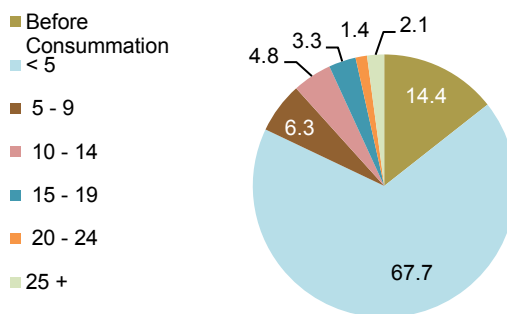
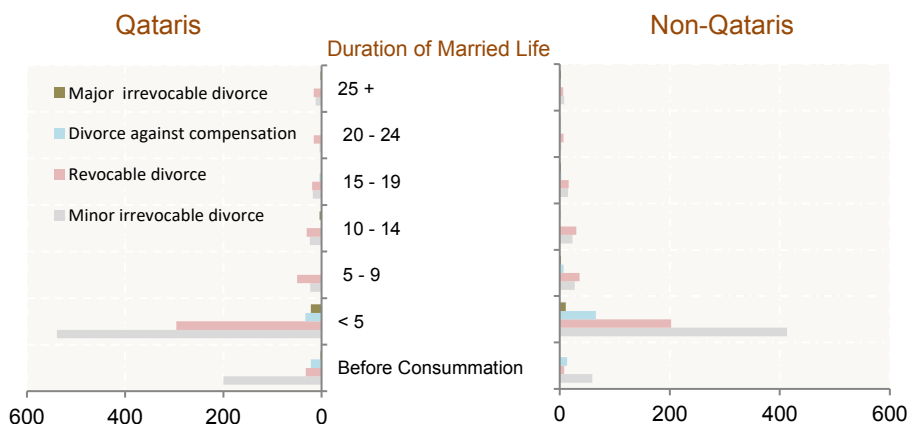


Figure (13-b)

Divorce cases by type of divorce, duration of married life and husband's nationality, 2022



In more detail, the divorce cases during the first four years of husband’s marriage and the period before consummation were the highest compared to other durations of married life.

Figure (14) indicates that 77.1% of divorces that occurred before consummation were minor irrevocable divorces, whereas revocable divorces and divorces against compensation “khula” accounted for 11.9% and 10.4%, respectively, of total divorces before consummation, while major irrevocable divorces accounted for less than one percent (0.6%).

As for the first four years of marriage, minor irrevocable divorces made up the highest percentage of divorce cases with 60.2%, while revocable divorces made up 31.5%. Divorces against compensation “khula” and major irrevocable divorces constituted 6.2% and 2.1%, respectively.

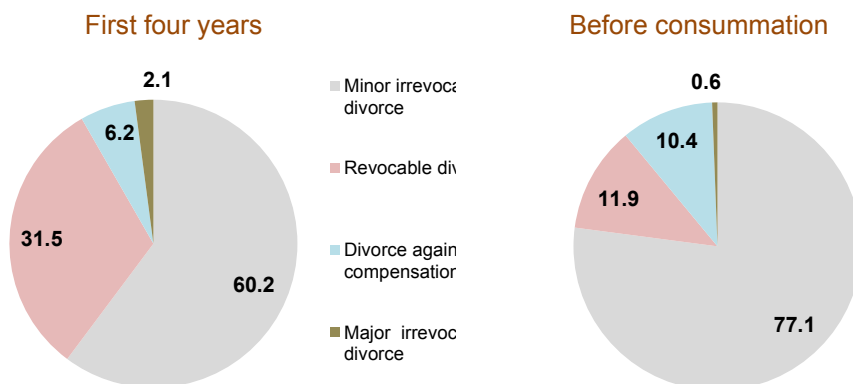
Regarding age groups, divorces before consummation were the highest among the age group (25-29 years) among Qatari and non-Qatari wives alike.

As for the divorce cases during the first four years of marriage, the highest number of divorces was among age group (30-34 years) for Qatari males and females alike.

With regards to Qatari and non-Qatari husbands, the highest divorce rate before consummation was among the age-group (25-29 years) for Qatari males and the age-group (30-34 years) for non-Qatari males. The highest divorce rate during the first four years of marriage was among the age group (30-34 years) for Qatari males and the age group (35-39 years) for non-Qatari males.

Figure (14)

Divorce cases during first four years of marriage and before consummation, 2022



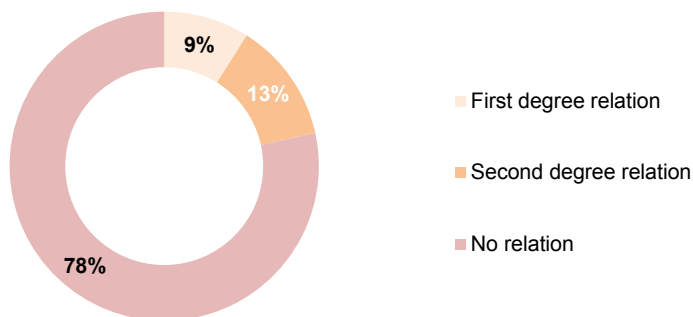
7. Divorces among Qataris by Kinship

Figure (15) shows the interrelation between divorce cases and kinship among Qataris, indicating that divorce cases among Qatari non-consanguineous spouses were the highest (78%), whereas divorce cases among first-and-second-degree relatives made up 22% of total divorces by kinship. The divorce rate decreased as the kinship increased (9% for first degree relatives, compared to 13% for second degree relatives).

About 22% of Qatari divorce cases were among consanguineous spouses

Figure (15)

Divorces by kinship 2022



8. Divorces by Number of Wives Still Under Marriage Bond and Nationality

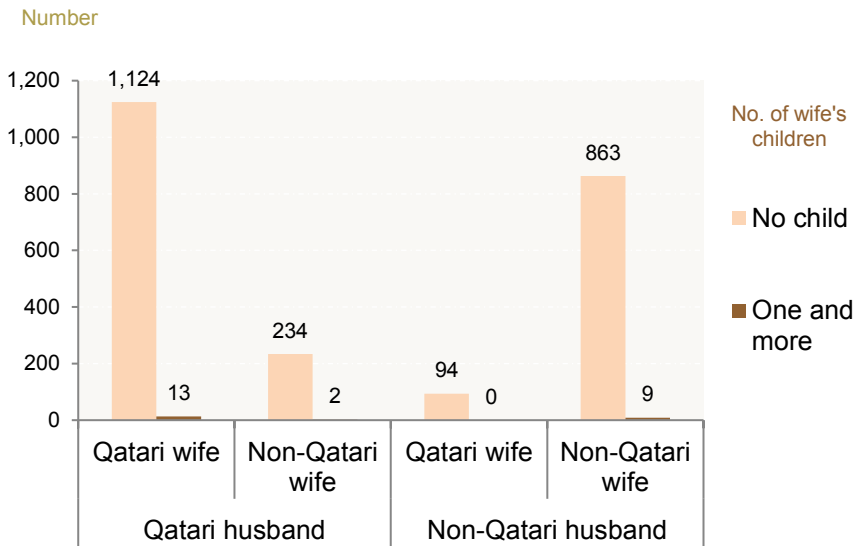
The data (Table 16_Appendices), which shows divorce cases by number of wives still under marriage bond, indicates that all divorce cases in 2022 took place among those who had no other wives under marriage bond, accounting for 100% of total divorce cases for Qatari husbands and non-Qatari husbands alike.

9. Divorces by Spouse's Nationality and Number of Wife's Children

Figure (16) shows the divorces by number of children for both Qataris and non-Qataris, indicating that the majority of divorces in 2022 occurred between spouses with no children, amounting to 99% of total divorces by number of children. However, the divorce rate between spouses who had children was less than 1%, regardless of the number of children. This is due to the high rate of divorce cases before consummation of marriage and during the first four years of marriage as mentioned earlier.

Figure (16)

Divorces by Spouse's Nationality and Number of Wife's Children 2022



Tables

